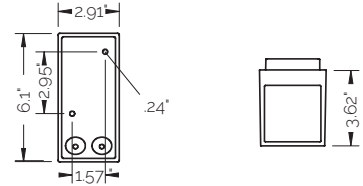




Gemini 2

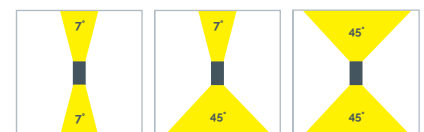
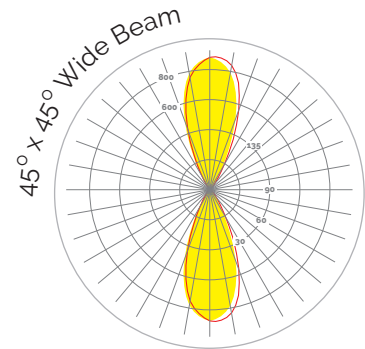
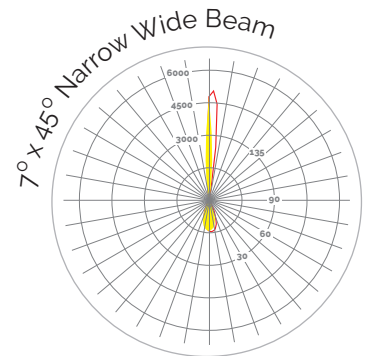
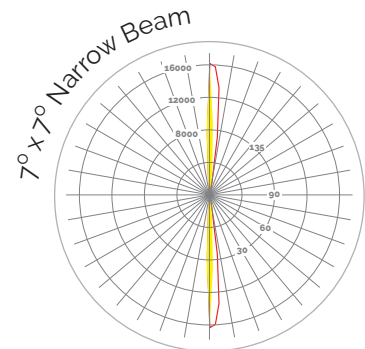
Up/Down LED Wall Luminaires



Versatile and efficient wall luminaires combine narrow and wide beam optics for facade illumination of modern or historic architecture

FEATURES

- High performance LED optics are available in narrow or wide beam distributions or in combination
- Sleek design, compact dimensions, and efficient output are easily integrated onto any buildings facade
- 8 x 2.5W high performance LEDs
- Integral Driver at 120-277V AC input voltage
- External dimming driver available. Consult factory for details.
- Up to 1395 lumens (up), 1395 lumens down
- Up to 70 lumens/watt efficacy
- IP65, IK08 rated



MGEM-2

ORDERING

MGEM-2	20					
---------------	-----------	--	--	--	--	--

PRODUCT	POWER	LED COLOR	UP OPTIC	DOWN OPTIC	CONTROL	FINISH
MEYER Gemini 2 Up/Down LED Wall Luminaire	20 8 x 2.5W LED	830 3000K White 840 4000K White	07 7° Narrow Beam 45 45° Wide Beam	07 7° Narrow Beam 45 45° Wide Beam AS Asymmetric	N Non-Dimming D 1-10v Dimming	B Black W White S Silver ¹ <small>¹ Premium color</small>

CONSTRUCTION

- Die cast wall box
- One cable entry with cable gland for recessed or surface mounted cable

ELECTRICAL

- Integral Driver at 120-277V AC input driver
- Power Consumption: 20W
- External dimming driver available. Consult factory for details.
- Factory prewired gft wire whip

SIZE AND MOUNTING

- 4.3" high x 2.7" wide x 2.9" off wall
- Weight = 2.65 lbs (1.2 kg)

OPTIONS

- Choice of beam angles for up and down optics
- Also available as up or down only

LEDS

- 8 x 2.5W high performance in 3000K or 4000K

FINISHES

- Polyester powder coat in Black, White, and Silver ¹

¹ premium

COMPLIANCE

- ETL Listed
- IP65 and IK08 Rated
- * LM79 Tested, LM70 (50,000 hours)

WARRANTY

- 3 year limited warranty.
- Complete warranty terms available at thelightingquotient.com